



WPPA 2019 WISCONSIN LAW ENFORCEMENT SURVEY



As the only law enforcement group in the country to commission and share an annual public perception survey, the Wisconsin Professional Police Association (WPPA) leads the nation through its proactive efforts to drive an informed and constructive public discourse on a host of complex issues. The WPPA's 7th annual poll, this year's survey was conducted by the St. Norbert College's Strategic Research Institute from February 27 - April 17, 2019 through a random digit dial sampling strategy that included both cellular phones and landlines. The data was weighted to more accurately reflect the demographic make-up of the area under study, and the survey weights were derived from 2017 population estimates (most recent data available).

The WPPA prides itself in asking the tough questions and using the invaluable insights provided by the people its members serve to advance a responsible public dialogue on the future of policing in Wisconsin.

KEY FINDINGS

**COMMUNITY PRIORITIES:
KEEPING COMMUNITY SAFE FROM CRIME #1
*7 YEARS RUNNING!***

	High Priority
SAFE FROM CRIME (ALL RESPONDENTS)	75%
SAFE FROM CRIME (NON-WHITE RESPONDENTS)	87%
MAINTAINING ROADS & HIGHWAYS	61
IMPROVING EDUCATION	59
IMPROVING LOCAL ECONOMY	51
PROTECTING ENVIRONMENT	48
HOLDING LINE ON TAXES/GOVT. SPENDING	39

PERCEPTIONS

YOUR LOCAL POLICE FORCE-APPROVE OR DISAPPROVE HOW IT HANDLES ITS JOB?

Strongly Approve

48%

WHITE RESPONDENTS

27%

NON-WHITE RESPONDENTS

HAVING A WELL-FUNDED POLICE FORCE IMPROVES QUALITY OF LIFE?

Agree

86%

WHITE RESPONDENTS

68%

NON-WHITE RESPONDENTS

AMOUNT OF TIME SPENT IN NEIGHBORHOODS?

**Non-white respondents say "About Right" (52%)*

72%

ABOUT RIGHT

21%

TOO LITTLE

DANGEROUSNESS OF BEING A POLICE OFFICER OVER PAST 5 YEARS

42%

MORE DANGEROUS

50%

ABOUT THE SAME

POLICY & LAW

TEMPORARILY TAKE GUNS AWAY FROM PEOPLE WHO HAVE BEEN FOUND BY A JUDGE TO BE A DANGER TO THEMSELVES OR OTHERS

82%

FAVOR

16%

OPPOSE

EXPANDING MENTAL HEALTH TREATMENT PROGRAMS AS ALTERNATIVE TO PRISON

88%

FAVOR

9%

OPPOSE

REDUCING PRISON TIME FOR NON-VIOLENT CRIMES

82%

FAVOR

14%

OPPOSE

WOULD YOU FAVOR OR OPPOSE REQUIRING LAW ENFORCEMENT OFFICERS TO WEAR BODY VIDEO CAMERAS

95%

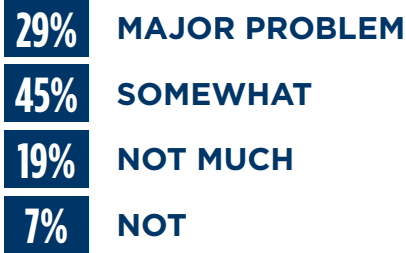
FAVOR

**Highest score in five years *2018 = 94%*

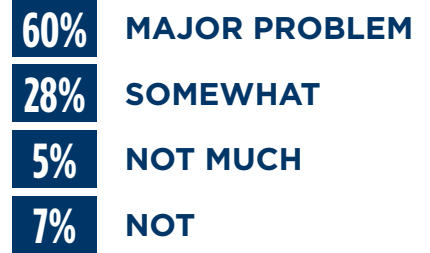
USE OF DEADLY FORCE: NECESSARY & JUSTIFIED? RACE TRENDS

HOW MUCH OF A PROBLEM DO YOU FEEL RACISM IS IN OUR SOCIETY?

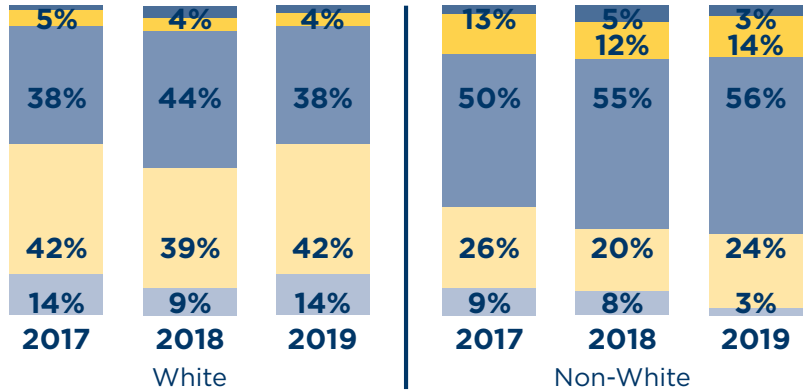
White Respondents:



Non-White Respondents:



WHEN LAW ENFORCEMENT OFFICERS USE DEADLY FORCE, HOW MUCH OF THE TIME DO YOU BELIEVE IT IS NECESSARY AND JUSTIFIED?



Always Most of the Time Some of the Time Never Not Sure

- ▶ Non-White skepticism—Some of the Time and Never—about deadly force has grown the past three years
- ▶ In general, more White respondents throughout the years feel the use of deadly force is Always or Most of the Time **necessary and justified** compared to Non-White respondents

PERCEPTION VS. REALITY

MOST OF THE PEOPLE WHO ARE SHOT BY LAW ENFORCEMENT OFFICERS IN WISCONSIN ARE AFRICAN-AMERICAN, OR A MEMBER OF A MINORITY GROUP

REALITY

22% strongly agree
33% somewhat agree
20% somewhat disagree
15% strongly disagree

52% white (57% white 2017)
32% black
12% Native American
4% Asian

IN THE PAST YEAR, HOW MANY PEOPLE FATALLY SHOT BY WISCONSIN POLICE DO YOU BELIEVE WERE ARMED? WOULD YOU SAY...

REALITY

8% all
39% most
41% some
1% none
11% not sure

92% armed (2018)

- ▶ In general, more Non-White than White respondents Strongly Agree that most of the people shot by law enforcement officers in Wisconsin are Black, African American, or a member of a minority group.
- ▶ In 2019, 20% of White respondents Strongly Agree compared to 33% of Non-White respondents
- ▶ Less Non-White respondents in 2019 (0%) believe all people fatally shot by Wisconsin police were armed than in 2018 (11%). Additionally many more Non-White respondents report some in 2019 (60%) than in 2018 (34%)

IMMIGRATION ISSUES

ALLOW UNDOCUMENTED IMMIGRANTS
TO OBTAIN A DRIVER'S LICENSE

40% SUPPORT

60% OPPOSE

SUPPORT OR OPPOSE ALLOWING UNDOCUMENTED
IMMIGRANTS IN WISCONSIN TO OBTAIN A DRIVER'S LICENSE IF
THAT LICENSE CANNOT BE USED TO BOARD A PLANE OR VOTE

22% SUPPORT

77% OPPOSE

DRUG POLICY & PERCEPTIONS

MARIJUANA SHOULD BE LEGAL TO USE IN WISCONSIN FOR:

A. MEDICAL AND RECREATIONAL PURPOSES 46% YES

B. ONLY FOR MEDICAL PURPOSES 37% YES

C. NOT BE MADE LEGAL 16% YES

▶ More Males (50%) than Females (41%) feel marijuana should be made **Medically and Recreationally Legal** while more Females (45%) than Males (31%) feel marijuana should be made **Medically Legal Only** in Wisconsin.

DO YOU THINK POLICE OFFICERS SHOULD
TREAT PEOPLE ADDICTED TO **OPIOIDS** AS
CRIMINAL OFFENDERS OR PERSONS IN
NEED OF *CARE AND TREATMENT*?

75% CARE AND TREATMENT

18% CRIMINAL OFFENDERS

WAGES & BENEFITS

DO YOU FAVOR OR OPPOSE ALLOWING LAW ENFORCEMENT
OFFICERS TO **NEGOTIATE** A CONTRACT WITH THEIR
EMPLOYERS OVER THEIR **WAGES AND BENEFITS**?

76% FAVOR

20% OPPOSE

METHODOLOGY

TELEPHONE SURVEY

- ▶ Telephone interviewing dates were from February 27, 2019 to April 17, 2019.
- ▶ 400 members of the general public completed the telephone survey:
 - ▶ 235 landline interviews.
 - ▶ 165 cell phone interviews
- ▶ Sampling strategy was a Random Digit Dial (RDD) sample for landline with random selection of respondent at the household level; random selection of cell phone numbers.
- ▶ The survey represents a scientific random sample of individuals who live in Wisconsin.

The data was weighted to more accurately reflect the demographic make-up of the area under study. Survey weights are derived from 2017 population estimates (most recent data available).

All questions were cross tabulated with the various demographic groups; only statistically significant differences at the .05 level are reported. A difference between groups at the .05 level means that we can be 95% sure that the correlation between two values did not occur by chance only.