

Another Covid Surge May Be Coming.
Are We Ready for It?

MAY 2022

We should wear our masks and gloves instead of arresting
our state's emergency responders.

COVID-19
DRIVE-UP
TESTING



Please remain
in your car with
the windows
rolled up.

Refunding the police

As violent crime leaps, liberal cities rethink
cutting police budgets

The tricky politics of criminal justice reform at a time of rising fears

10 YEARS

WPPA 2022 WISCONSIN PUBLIC SURVEY

OF LISTENING, LEARNING AND EVOLVING

Defund the police encounters resistance as violent
crime spikes

[https://www.wisconsinjournal.com/2022/05/02/defund-the-police-encounters-resistance-as-violent-crime-spikes/](#)



WISCONSIN PROFESSIONAL
POLICE ASSOCIATION

BLACK
LIVES
MATTER



WPPA 2022 WISCONSIN PUBLIC SURVEY

TABLE OF CONTENTS

03 ▶ INTRODUCTION

04 ▶ SURVEY RESULTS

COMMUNITY ASSESSMENT **04**

COMMUNITY CONCERNS **04**

LOCAL POLICE FORCE RATINGS **05**

STATEMENTS ABOUT POLICING **06**

SCHOOL RESOURCE OFFICERS **07**

RACIAL JUSTICE & BUDGETS **07**

PERCEPTIONS & REALITIES **08**

POLICY & REFORMS **09**

10 ▶ METHODOLOGY

ACKNOWLEDGMENTS - CONTACT INFORMATION



INTRODUCTION



Jim Palmer
Executive Director
WPPA

This is our most comprehensive and illustrative public perception report to-date. As our world becomes more complicated and dynamic, this exploration helps facilitate a meaningful discourse that is informed by both public sentiment and certifiable facts. We believe that this benefits our communities, as well as the dedicated officers that serve them.

Since launching this annual effort a decade ago, the Wisconsin Professional Police Association (WPPA) has been the only law enforcement group in the country to consistently commission objective public polling on issues related to policing in our communities. As Wisconsin's largest law enforcement group, we have undertaken this initiative out of a genuine desire to better understand the communities we serve and a commitment to be part of the solutions to the challenges that we collectively face as a state.

Conducted by the St. Norbert College Strategic Research Institute, the WPPA's polling has helped us take a leading and constructive role in the public dialogue on these issues, and it has provided us with an invaluable resource for our law enforcement community to listen, learn, and evolve to meet the public's diverse expectations and needs.



Jamie Lynch
Executive Director
SRI

In 2013, the WPPA and the St. Norbert College Strategic Research Institute (SRI) launched a nearly unprecedented public opinion initiative to better understand how Wisconsin residents view public safety, the role of law enforcement, as well as a range of issues related to policing and racial justice.

After a decade of collaboration, the value of this unique effort is reflected in the growing interest in the annual publication of the data, the capacity to observe trends in public opinion over time, and the expansion of law enforcement's ability to incorporate public perception into its decision-making processes, as well as its engagement in the public dialogue on these issues.

In our view, this commitment has helped the WPPA and its members proactively influence the discourse surrounding police reform, and it has helped bring about meaningful outcomes that benefit both law enforcement and the public. This data-driven enterprise provides the ability to understand and track the changing social landscape of public opinion related to policing on a consistent and ongoing basis. We are proud of SRI's collaborative role in this important effort, and we look forward to another decade of producing insightful data and seeing it used to advance a constructive and responsible discussion on these complex issues.



SURVEY RESULTS

COMMUNITY ASSESSMENT

RATE YOUR COMMUNITY

WHITE	28%	EXCELLENT	55%	GOOD	17%	FAIR	3%	POOR
NON-WHITE	27%	EXCELLENT	37%	GOOD	29%	FAIR	6%	POOR

PRIORITIES

KEEPING COMMUNITIES SAFE FROM CRIME	70%*
IMPROVING EDUCATION	54%
MAINTAINING ROADS AND HIGHWAYS	51%
IMPROVING LOCAL ECONOMY	52%
HOLDING THE LINE ON TAXES AND GOV'T SPENDING	45%
PROTECTING THE ENVIRONMENT	43%
FUNDING PUBLIC HEALTH INITIATIVES	39%
FUNDING MENTAL HEALTH PROGRAMS	48%

“High Priority”

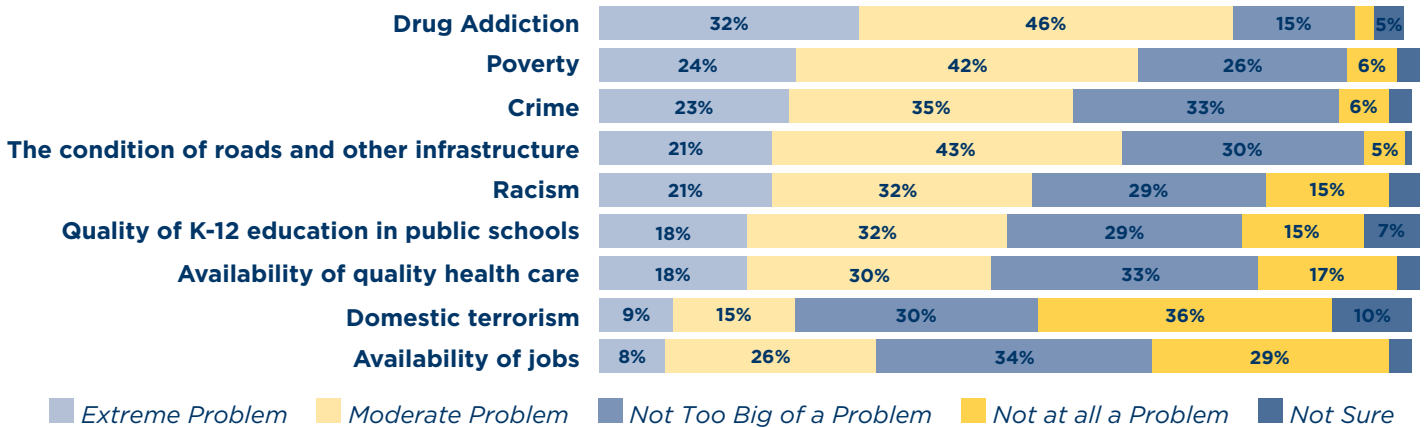
* This is the **10th consecutive year** “Keeping Communities Safe from Crime” has been the #1 priority for residents polled

COMPARED TO 5 YEARS AGO, IS YOUR COMMUNITY LESS SAFE, THE SAME OR SAFER?

WHITE	33%	LESS SAFE	56%	SAME	6%	SAFER
NON-WHITE	31%	LESS SAFE	47%	SAME	14%	SAFER

COMMUNITY CONCERNS

HOW MUCH IS EACH A PROBLEM IN YOUR LOCAL COMMUNITY?



* Both White and Non-White respondents identified "drug addiction" as the **most extreme** problem in their local community

DRUG ADDICTION IS AN "EXTREME PROBLEM" AMONG

- ▶ **NON-WHITES (53%) VS. WHITES (28%)**
- ▶ **FEMALES (37%) VS. MALES (25%)**
- ▶ **THOSE IN COMMUNITIES WITH POPULATIONS OF 150,000 OR MORE (47%)**

LOCAL POLICE FORCE RATINGS

OVERALL, HOW DO YOU RATE THE WAY YOUR LOCAL POLICE FORCE IS HANDLING ITS JOB?

77% APPROVE **19%** DISAPPROVE

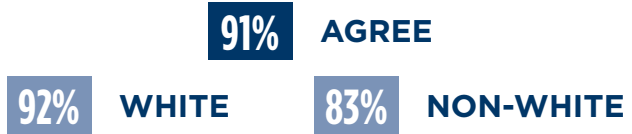
HOW MUCH RESPECT DO YOU HAVE FOR THE POLICE IN YOUR COMMUNITY?

AMOUNT OF TIME POLICE OFFICERS SPENT POLICING NEIGHBORHOOD.

	WHITE	NON-WHITE		WHITE	NON-WHITE
A GREAT DEAL	64%	42%	TOO MUCH	7%	14%
SOME	29%	41%	ABOUT THE RIGHT AMOUNT	65%	52%
HARDLY ANY	7%	18%	TOO LITTLE	21%	27%

STATEMENTS ABOUT POLICING

HAVING A WELL-TRAINED POLICE FORCE HELPS MAKE OUR COMMUNITY A SAFER PLACE TO LIVE.



HAVING A WELL-FUNDED POLICE FORCE IMPROVES THE OVERALL QUALITY OF LIFE IN OUR COMMUNITY.

COMPARED TO A YEAR AGO, RESPECT FOR LAW ENFORCEMENT OFFICERS HAS DECREASED.

PROTESTS AGAINST THE POLICE HAVE MADE MY COMMUNITY FEEL LESS SAFE.



SOCIAL UNREST DUE TO POLICE ACTIONS IS JUSTIFIED.

WISCONSIN HAS EXPERIENCED AN INCREASE IN VIOLENT CRIME OVER THE PAST YEAR.

MY COMMUNITY HAS EXPERIENCED AN INCREASE OF UNREST* OVER THE PAST YEAR

* e.g., dangerous driving, gunshots, assaults & thefts

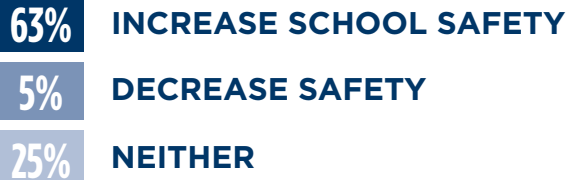


DEFUNDING POLICE INITIATIVES HAVE MADE POLICE LESS VISIBLE IN MY COMMUNITY



SCHOOL RESOURCE OFFICERS

DO YOU BELIEVE HAVING A POLICE OFFICER IN PUBLIC SCHOOLS WOULD...



HAVING AN ARMED POLICE OFFICER IN PUBLIC SCHOOLS WILL...

REDUCE SCHOOL SHOOTINGS



MORE OFTEN CRIMINALIZE ORDINARY STUDENT BEHAVIOR



ADVERSELY IMPACT THE LEARNING ENVIRONMENT FOR NON-WHITE STUDENTS



RACIAL JUSTICE & BUDGETS

HAVE PROTESTS HELPED OR HURT EFFORTS TO INCREASE RACIAL JUSTICE?



* More Non-Whites (63%) than Whites (32%) said Helped

I SUPPORT REDUCING MY POLICE DEPARTMENT'S BUDGET TO INCREASE SPENDING IN SOCIAL PROGRAMS, SUCH AS MENTAL HEALTH SERVICES AND THOSE TO ADDRESS HOMELESSNESS.



I SUPPORT INCREASING SPENDING FOR SOCIAL PROGRAMS, BUT NOT AT THE EXPENSE OF MY POLICE DEPARTMENT.



I SUPPORT INCREASING LOCAL TAXES FOR SPECIALLY-TRAINED MENTAL HEALTH OFFICERS.



RACE & POLICE VIOLENCE

HOW MUCH OF A PROBLEM DO YOU FEEL RACISM IS IN OUR SOCIETY?

	WHITE	NON-WHITE
A MAJOR PROBLEM	34%	57%
SOMEWHAT OF A PROBLEM	37%	24%
NOT MUCH OF A PROBLEM	18%	15%
NOT A PROBLEM	9%	2%

POLICE VIOLENCE AGAINST BLACKS OR AFRICAN AMERICANS IN WISCONSIN

	WHITE	NON-WHITE
EXTREMELY SERIOUS	21%	50%
MODERATELY SERIOUS	30%	28%
NOT TOO SERIOUS	28%	15%
NOT AT ALL SERIOUS	16%	4%

POLICE VIOLENCE AGAINST THE PUBLIC IN WISCONSIN

	WHITE	NON-WHITE
EXTREMELY SERIOUS	12%	28%
MODERATELY SERIOUS	24%	35%
NOT TOO SERIOUS	37%	28%
NOT AT ALL SERIOUS	23%	4%

IN YOUR COMMUNITY, DO YOU FEEL THAT DEATHS OF AFRICAN AMERICANS AND OTHER MINORITIES BY POLICE OFFICERS ARE ISOLATED INCIDENTS OR A SIGN OF A BROADER PROBLEM BETWEEN AFRICAN AMERICANS, MINORITIES, AND POLICE?

	WHITE	NON-WHITE
ISOLATED INCIDENTS	50%	21%
A BROADER PROBLEM	35%	62%
NOT SURE	15%	17%

PERCEPTIONS & REALITIES

AGREE OR DISAGREE:
A MAJORITY OF
THE INDIVIDUALS
FATALLY SHOT BY
POLICE OFFICERS IN
WISCONSIN LAST YEAR
WERE ARMED WITH
A WEAPON.

REALITY
2021

AGREE OR DISAGREE:
MOST OF THE PEOPLE
THAT ARE SHOT BY
LAW ENFORCEMENT
OFFICERS IN
WISCONSIN ARE BLACK,
AFRICAN AMERICAN,
OR A MEMBER OF A
MINORITY GROUP.

REALITY
2021

60% AGREE

22% DISAGREE

40% of non-white respondents agree that a majority of individuals fatally shot are armed.

100% were
armed

W N-W
50% 69% AGREE

31% 20% DISAGREE

27% (6 out of 22)
of people shot
by police were
non-white

PERCEPTIONS & REALITIES

WE ASKED RESPONDENTS TO RANK WHAT THEY THOUGHT WERE THE LEADING CAUSES OF LINE OF DUTY DEATHS IN THE LAST YEAR

1. Gun violence
2. Traffic accidents
3. COVID-19

REALITY
2021

COVID-19 was the leading cause of line of duty deaths both nationally and in Wisconsin

POLICY & REFORMS

DO YOU AGREE OR DISAGREE THAT POLICE OFFICERS SHOULD BE **VACCINATED** AGAINST THE COVID-19 VIRUS?

60% **AGREE**

REQUIRING LAW ENFORCEMENT OFFICERS IN YOUR COMMUNITY TO WEAR BODY **VIDEO CAMERAS**: AN IMMEDIATE PRIORITY, SOMEWHAT OF A PRIORITY...?

87%* **IMMEDIATE OR SOMEWHAT OF A PRIORITY**

** 10% jump in Non-white support for "Immediate Priority"*

WOULD YOU FAVOR OR OPPOSE **INCREASING LOCAL TAXES** TO PAY FOR BODY VIDEO **CAMERAS** FOR LAW ENFORCEMENT OFFICERS?

61% **FAVOR**
33% **OPPOSE**

DO YOU SUPPORT ESTABLISHING PENALTIES FOR INDIVIDUALS THAT KNOWINGLY **FILE FALSE COMPLAINTS** AGAINST POLICE OFFICERS?

90% **SUPPORT**
5% **OPPOSE**

DO YOU AGREE OR DISAGREE THAT POLICE OFFICERS SHOULD BE **HELD LIABLE FOR MONETARY DAMAGES** WHEN THEY FOLLOWED THEIR TRAINING AND DIDN'T KNOWINGLY VIOLATE THE LAW?

32% **AGREE**
54% **DISAGREE**

METHODOLOGY

AN ONLINE PANEL OF WISCONSIN ADULTS.

- ▶ Online survey dates were from February 11, 2022 to February 21, 2022.
- ▶ 1,119 members of the adult general public of Wisconsin completed the online survey.
- ▶ The survey represents a quota sample drawn from Wisconsin adults with access to the Internet.

The analyses are weighted to reflect the age, race/ethnicity, income, education, and gender demographic profile of the state of Wisconsin.

All questions were cross tabulated with the various demographic groups; only differences at the .05 level are reported. Group differences at the .05 level suggests that we can be 95% sure that the association between two values did not occur by chance only.

For analysis, race and ethnicity are combined into the following categories: White non-Hispanic, Black non-Hispanic, Asian non-Hispanic, Native American, Hispanic, and Other non-Hispanic. The sample is then separated into two groups: White non-Hispanic, referred to as White, and Non-White.

ONLINE SURVEY QUALITY

All panel respondents are recruited from multiple sources and vetted for quality. Criteria for exclusion include:

- ▶ Random responses
- ▶ Illogical or inconsistent response patterns
- ▶ High frequency of non-response
- ▶ Rapid survey completion

Panel members have their identity verified and are routinely vetted for quality and engagement.

CONTACT INFORMATION



WPPA

Jim Palmer
Executive Director

608-273-3840

palmer@wppa.com

wppa.com



SQUID Communications

Roger Putnam
CEO

608-577-7175

rogputnam@gmail.com

squidcomm.com



Strategic Research Institute

Jamie Lynch
Executive Director

920-403-3088

Jamie.lynch@snc.edu

snc.edu